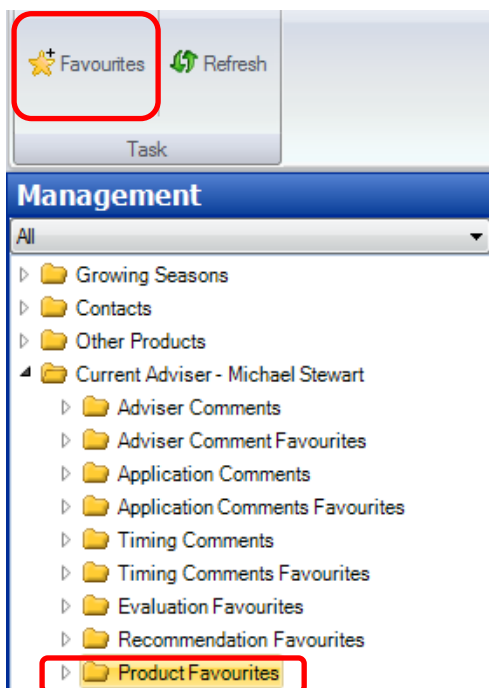


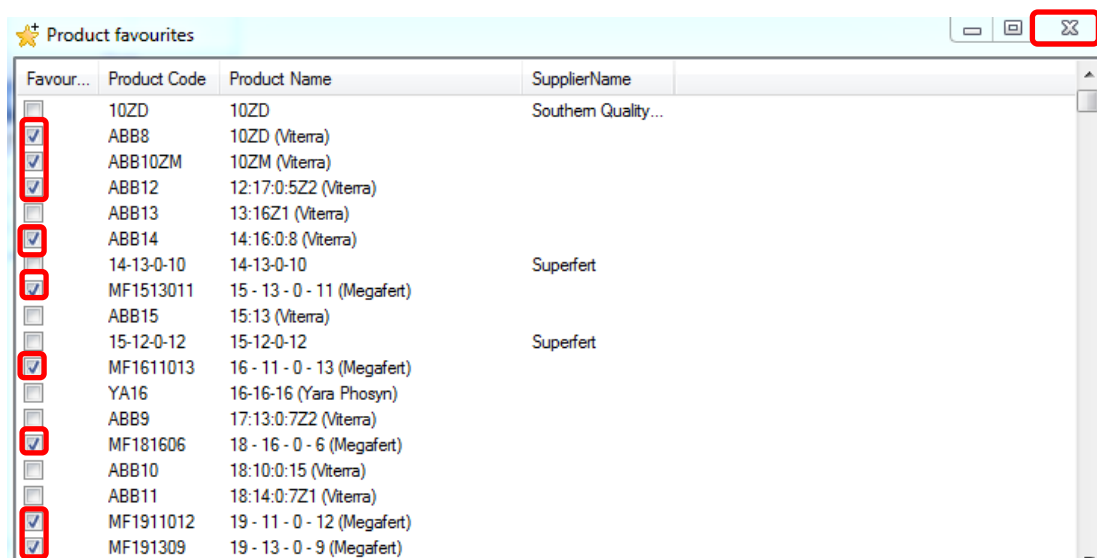
9. Setting Up Favourites - Product

Soilmate has a long list of Products. To ensure the best use of your time when scrolling through a long list of Products it is recommended that a short list of favorites be set up

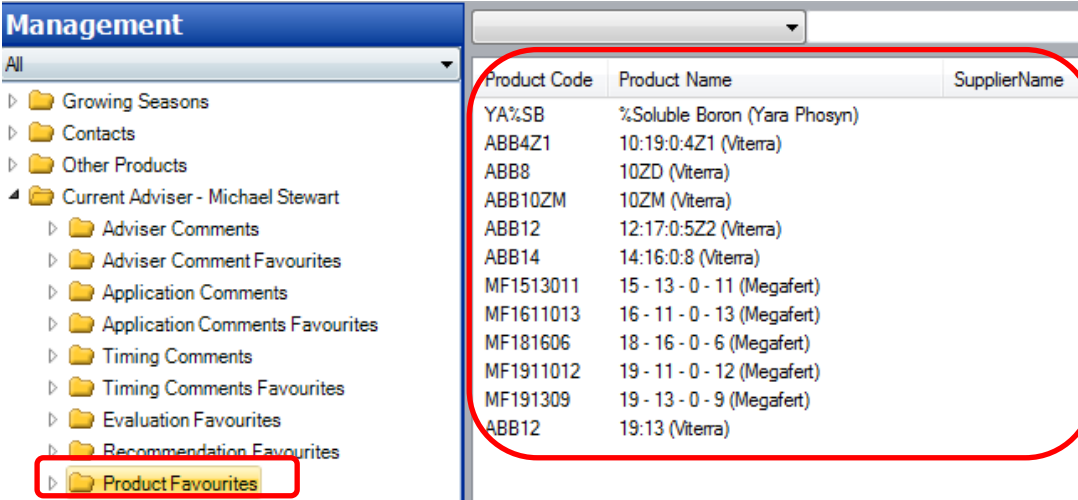
- a. Click on **Product Favourites**. A list of favourites will appear in the screen on the right.
- b. Click on **Favourites** at the top of the screen and a **Product Favourites** screen appears



- c. Tick the box opposite the products that will be used the most. Click out of the screen.



- d. Click **Product Favourites** and the products that have been ticked will appear. This list will appear when **Favourites Only** option is selected throughout SoilMate.



The screenshot shows the 'Management' interface. On the left, a tree view under 'Current Adviser - Michael Stewart' has 'Product Favourites' selected and highlighted with a red box. The main window displays a table of product data, also highlighted with a red rounded rectangle. The table has three columns: Product Code, Product Name, and SupplierName.

Product Code	Product Name	SupplierName
YA%SB	%Soluble Boron (Yara Phosyn)	
ABB4Z1	10:19:0:4Z1 (Viterra)	
ABB8	10ZD (Viterra)	
ABB10ZM	10ZM (Viterra)	
ABB12	12:17:0:5Z2 (Viterra)	
ABB14	14:16:0:8 (Viterra)	
MF1513011	15 - 13 - 0 - 11 (Megafert)	
MF1611013	16 - 11 - 0 - 13 (Megafert)	
MF181606	18 - 16 - 0 - 6 (Megafert)	
MF1911012	19 - 11 - 0 - 12 (Megafert)	
MF191309	19 - 13 - 0 - 9 (Megafert)	
ABB12	19:13 (Viterra)	