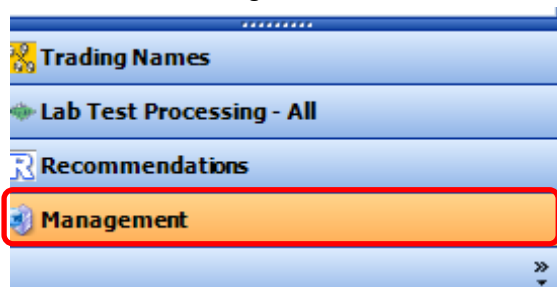


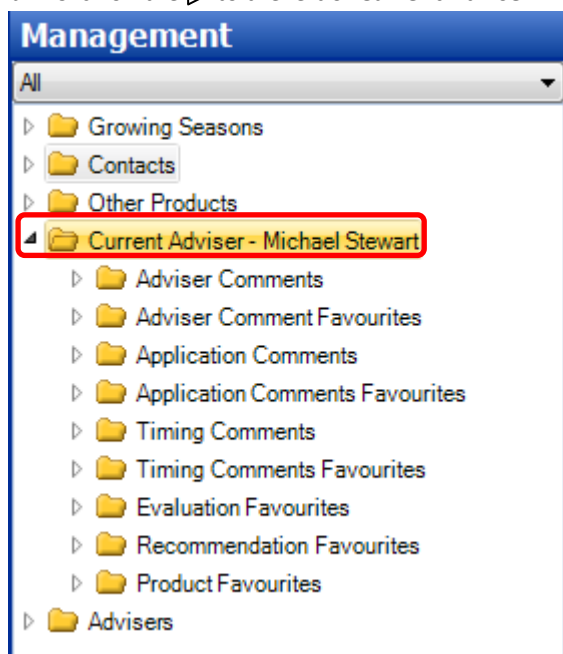
6. Setting Up Favourites - Application Comments

Soilmate has a long list of **Application Comments**. To ensure the best use of your time when scrolling through a long list of comments it is recommended that a short list of favourites be set up.

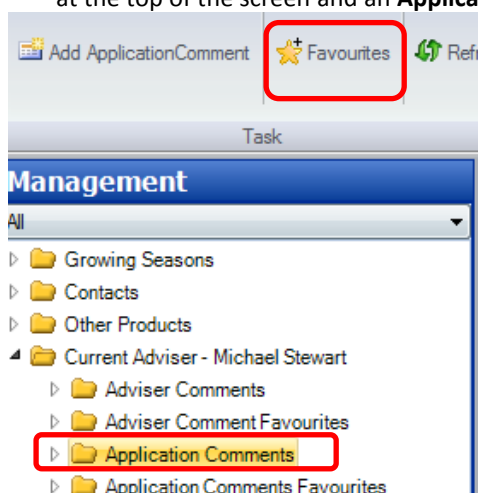
- a. Click on the Management bar in the bottom left of the screen.



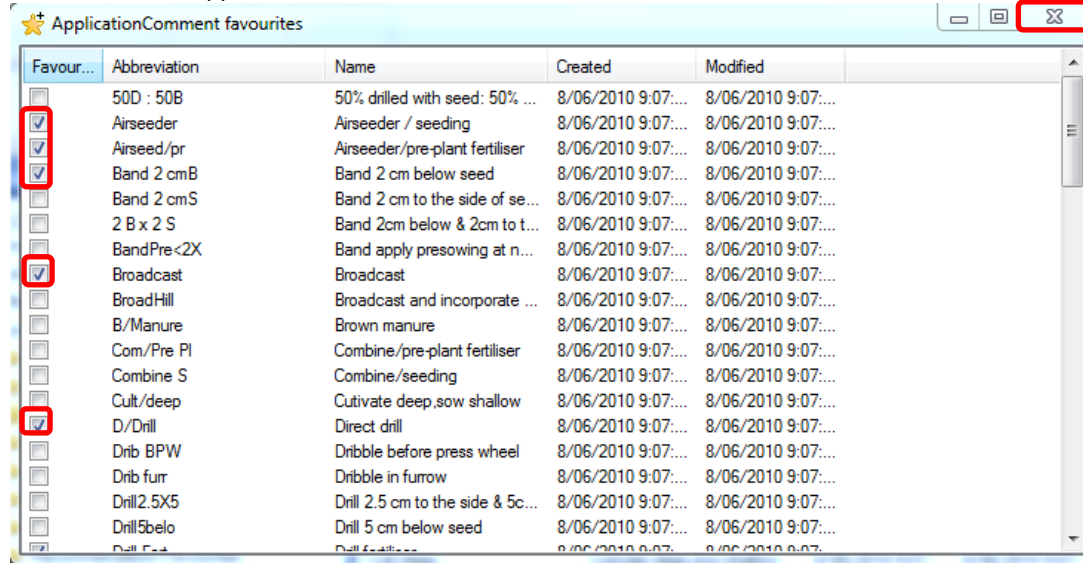
- b. Click on the ▶ to the left of **Current Adviser**. A list of headings will appear.



- c. Click on **Application Comments**. A list of comments will appear on the right. Click on **Favourites** at the top of the screen and an **Application Comments Favourites** screen appears.



d. Tick the box opposite the comments that will be used the most. Click **X** to close the screen.



e. Click **Application Comments Favourites** and the comments that have been ticked will appear in the white screen on the right. This list will appear when **Favourites Only** option is selected throughout SoilMate.

