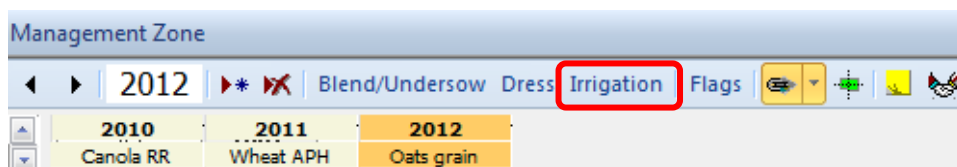


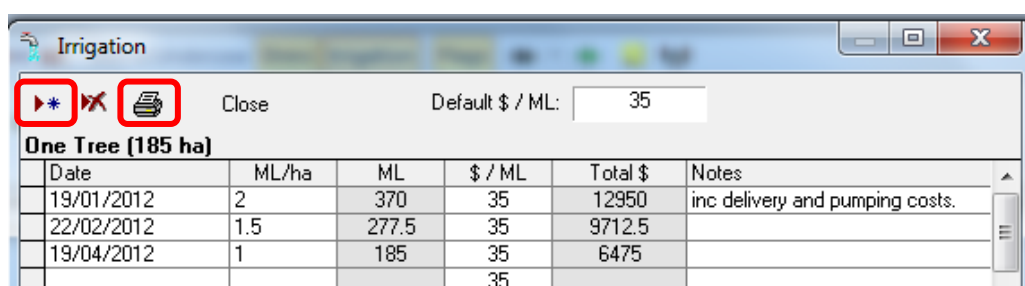
## Irrigation

This section allows water costs and volumes to be attributed to the paddock.


1. Click on **Irrigation** button.



2. Enter a Default \$/ML. Can include delivery and pumping costs per MegaLitre if desired.



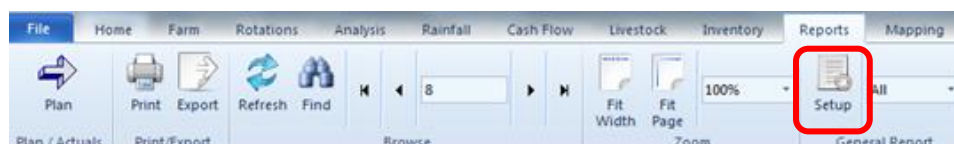
**Note:** Default \$/ML appears in new entries.

3. Click the Add button. 
4. Add Date of irrigation and number of MegaLitres per ha
5. Enter Notes as desired.
- Note:** Can print this list per paddock as required.
6. Irrigation Summary can be displayed in Reports.

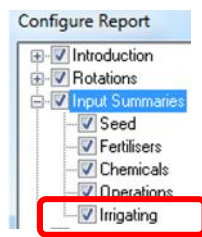
**Irrigation Summary**

ML \$	Feb	Mar	Sep	Nov	Dec	Total
Lucerne	79	79	79	79	79	395
Irrigation	\$1,975	\$1,975	\$1,975	\$1,975	\$1,975	\$9,875
<b>Total</b>	79	79	79	79	79	395
	\$1,975	\$1,975	\$1,975	\$1,975	\$1,975	\$9,875

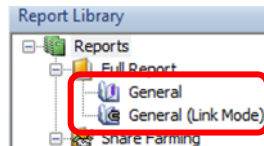
1. Click on Report Tab>Click on Report Setup.



2. Expand Input Summaries>Tick Irrigating.



3. In Report Library>Click on General or General (Link Mode) to regenerate the Report.



4. Click the arrows to skip through to the Irrigation Summary.

