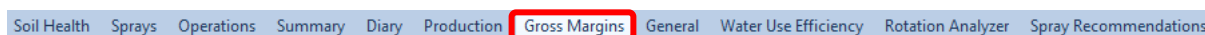


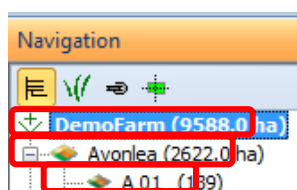
# Gross Margins

The Gross Margins pane can show the gross margins of each individual paddock or of the entire farm and Client File. Gross margins can be viewed in “Plan” or “Actual” modes.

1. Click on Gross Margins Tab.



2. Gross Margin View can be modified to display different Costs, Yield and Return Gross Margins depending on which level is being viewed. In Navigation pane> Click on:



1. Client File Trading Name –Display Gross Margins per crop for the entire file.
2. Farm Name – Displays Gross Margins per Crop for the selected Farm.
3. Paddock Name – Displays Gross Margin for the crop in the selected Paddock.

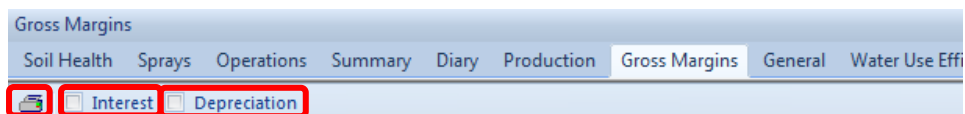
Typical Gross Margin View: **Note:** this is for Barley across all paddocks.

- Expected Price and Yield = \$278,000 Return.
- Costs: Total = \$166,475; \$/ha = \$299.42.
- Gross Margin \$/ha = \$200.58.

Gross Margins						
Soil Health Sprays Operations Summary Diary Production <b>Gross Margins</b> General Water Use Eff						
<input type="checkbox"/> Interest <input type="checkbox"/> Depreciation						
<b>Gross Margin Summary - Plan</b>						
<b>Barley feed 556.0ha</b>						
INCOME / PRODUCTION	Grain	Tonnes/ha	Tonnes	\$180.00	<b>\$200.00</b>	\$220.00
		2.00	1,112	\$200,160	\$222,400	\$244,640
		2.50	1,390	\$250,200	\$278,000	\$305,800
		3.00	1,668	\$300,240	\$333,600	\$366,960
COSTS				\$	\$/ha	
Seed + Treatments				\$12,953	\$23.30	
Fertiliser				\$38,753	\$69.70	
Sprays + Adjuvants				\$36,096	\$64.92	
Operations				\$78,674	\$141.50	
<b>Total Variable Costs</b>				<b>\$166,475</b>	<b>\$299.42</b>	
GROSS MARGIN (\$/ha)						
		\$60.58	\$100.58	\$140.58		
		\$150.58	<b>\$200.58</b>	\$250.58		
		\$240.58	\$300.58	\$360.58		

**Note:** When viewing Gross margins by Client File Trading Name or by Farm, scroll down to view Gross Margins for the other Crops.

3. Interest and Depreciation can be added to the Gross Margin by ticking the boxes. Then the accumulated interest and depreciation for the year are displayed in the gross margin. These contribute to the costs of the farm but are generally absent from the gross margins as they are commonly fixed costs.



4. To Print the Gross Margin>Click Print button next to Interest. 