

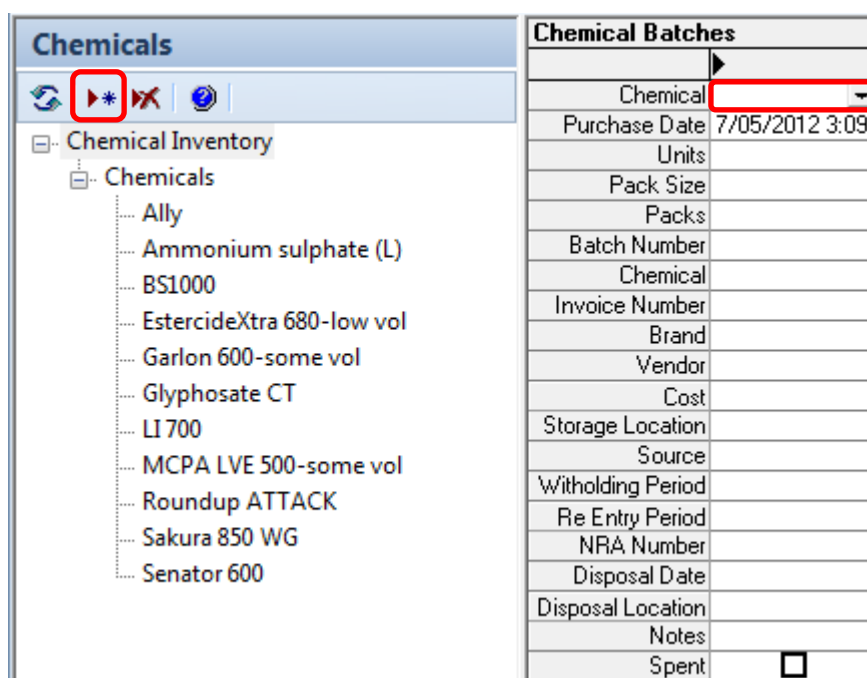
# Inventory



The inventory section allows you to list certain inventory items as stored available chemicals on farm. Also able to list people who are qualified to apply chemical on farm for QA Chemical Diary reporting.

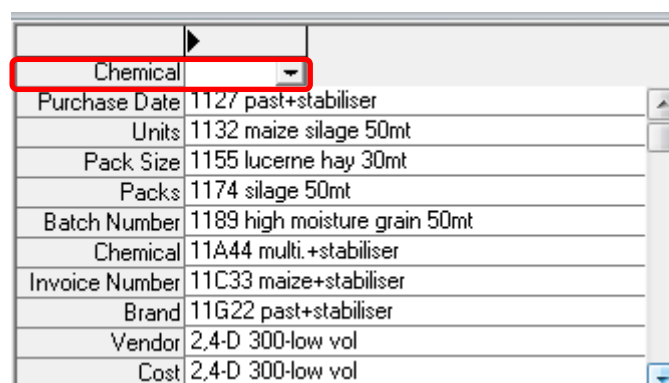
## 1. Adding Chemical to Inventory

1. In Chemical View>Click Add button. A new Chemical Batch appears.



**Note:** Chemicals used in the year viewed are listed. Alternatively can click on existing chemical then click add button.

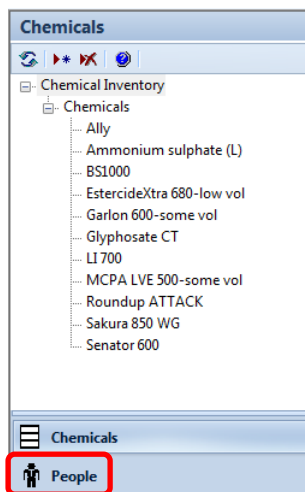
2. Click on Chemical Cell>Click on chemical from drop down.



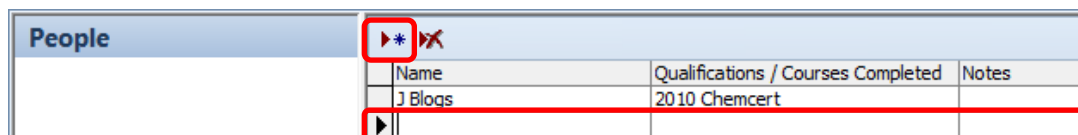
3. Enter in other details as required. Details are kept up to date manually.

## 2. Adding People to Inventory

1. Click on People.



2. View Changes to People> Click Add button>Enter details about people who are qualified to apply chemicals on farm.



**Note:** People can be selected in QA – Quality Assurance in Actuals.